



SEASHELL- TAN

PORCELAIN PAVERS


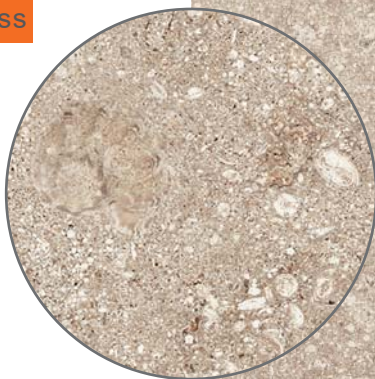
SIZES




23¹/₂" x 23¹/₂"
598 x 598 mm



11³/₄" x 23¹/₂"
298 x 598 mm



Color & Shade Variation



V2
Light to moderate
variation in shade
& texture

Installation Methods



THIN-SET
INSTALLATION



SAND & GRAVEL BASE
INSTALLATION



RAISED PEDESTAL
INSTALLATION



LOW PEDESTAL
INSTALLATION

Our Seashell Tan Series™ porcelain paver combine the look and texture of fossilized seashells providing an elegantly gorgeous and sophisticated coastal Oceanside inspired paver to any project design in both commercial and residential. Completely nonporous, they will not stain and require no sealing and slip resistant.

Technical Details	
Weight	9.3 lb/sq.ft.
Water Absorption	0.05%
Static Load (Center)	1,800 lbf
Slip Resistance	R11 (DIN51130)
Frost Reistant	Yes
Solar Reflectance (SRI)	59
Rectified	Yes

Packaging Details	
Packaging (24 x 24)	72 pcs 279 sq.ft. 2,700 lb / Pallet
Packaging (12 x 24)	160 pcs 310 sq.ft. 2,950 lb / Pallet

Full test reports and specification details available on our site.