



**SMITH-EMERY LABORATORIES**

An Independent Commercial Testing Laboratory

781 E. Washington Boulevard, Los Angeles, California 90021 ♦ (213) 745-5333 ♦ Fax (213) 749-7232

Proj./Job No.: 43208-1  
Lab. No.: L-15-1916b

December 11, 2015

Client: *Attn.: Ronnie Tabibnia*  
**Tile Tech Inc.**  
4730 E 26th St.  
Vernon, CA 90058

Subject: **23-1/2" x 23-1/2" x 1-1/2" Wood Tiles**  
Test Method: **Uniform Load Test on IPE Wood Tiles**  
Specification : CISCA, Recommended Test Procedures for Access Floor, 2007  
Source : Submitted to Laboratory by Client.

Report of Tests

**UNIFORM LOAD BREAKING STRENGTH**

Each sample was conditioned and placed according to client instructions on approx. 24 inches height pedestals located at each of the four sample corners. The testing machine was a Baldwin UTM with 440 Kip load capacity. Load was applied through a 24-in by 24-in by 3/4-in plate underplayed by an air-bag to equally distribute the force at a rate ranged from 50 to 150 lbs. per second until failure. Photos and graphs are included in pages 2 and 3. Results are as follows:


*Table 1 - Summary of Uniform Wood TileTech Test*

Sample No.	Load at 0.067-in deflection, lbs.	Maximum Load, lbs.	Maximum Deflection, in.	Remarks
S2-1	280	15,040	1.44	Two Pedestal failed at max load.
S2-2	157	15,528	1.60	Two Pedestal failed at max load.
S2-3	238	15,213	1.44	Two Pedestal failed at max load.
<b>Average:</b>	<b>225</b>	<b>15,260</b>	<b>1.49</b>	

Note: Based on allowable deflection of L/360 for 24-in span length.

Respectfully Submitted,

SMITH-EMERY LABORATORIES



G. Janeth Quintero  
Registered Civil Engineer No: C73066  
Registration Expires: 12-31-16

AC

- Materials Tested Comply With Specifications.
- Materials Tested Did Not Comply With Specifications.
- No Established Criteria for Acceptable Limits.
- For Information Only.



**SMITH-EMERY LABORATORIES**

An Independent Commercial Testing Laboratory

781 E. Washington Boulevard, Los Angeles, California 90021 ♦ (213) 745-5333 ♦ Fax (213) 749-7232



Photo No.1 General Test Setup



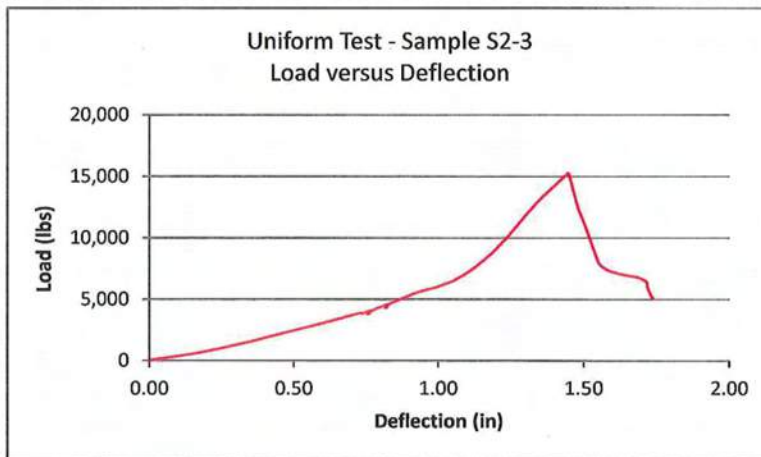
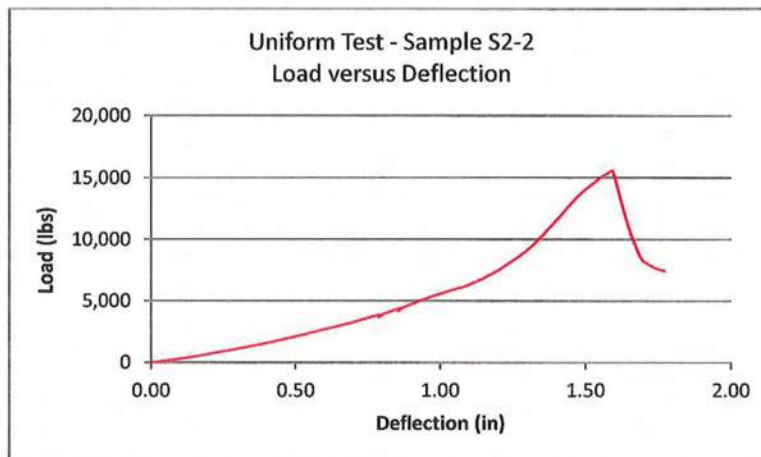
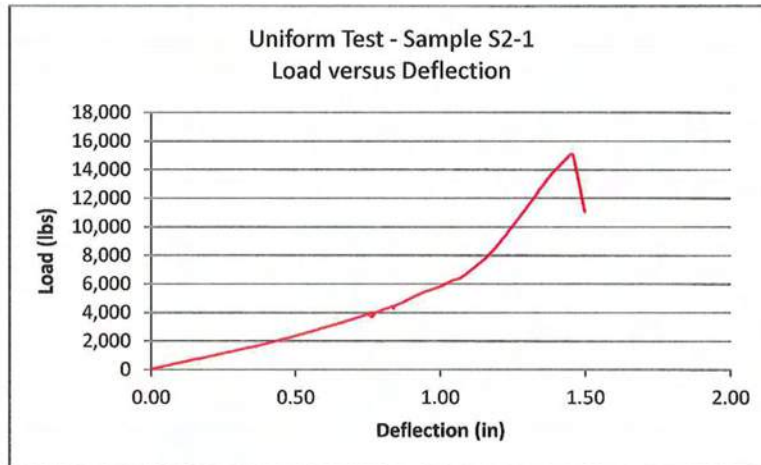
Photo No.2 Typical Failed Sample



**SMITH-EMERY LABORATORIES**

An Independent Commercial Testing Laboratory

781 E. Washington Boulevard, Los Angeles, California 90021 ♦ (213) 745-5333 ♦ Fax (213) 749-7232



\\SECO1\new\_e\PHYLAB\2015\43208 TileTech\job1\report\L-15-1916 IPE Wood Tile Load Tests

Page 3 of 3

ALL REPORTS ARE SUBMITTED AS THE CONFIDENTIAL PROPERTY OF CLIENTS. AUTHORIZATION FOR PUBLICATION OF OUR REPORT, CONCLUSIONS, OR EXTRACTS FROM OR REGARDING THEM IS RESERVED PENDING OUR WRITTEN APPROVAL AS A MUTUAL PROTECTION TO CLIENTS, THE PUBLIC AND OURSELVES.